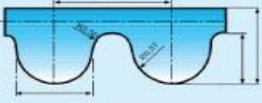
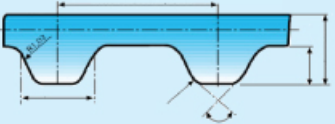
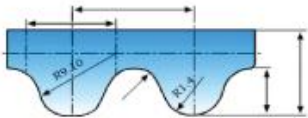
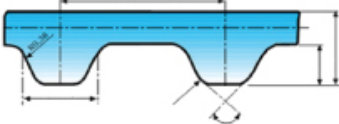
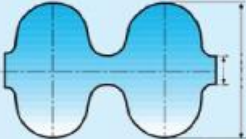
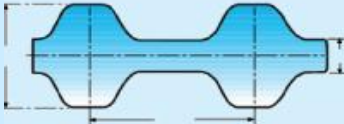
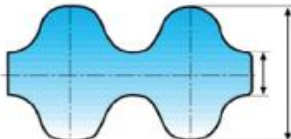
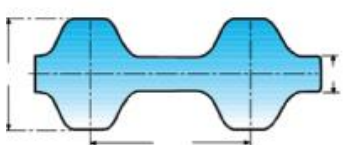
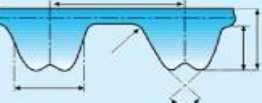


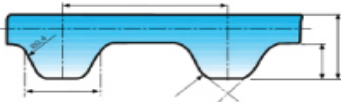




Timing Belts Reference Guide*

Tel: 905-281-3462
 Fax: 905-279-6137
 shop@fargoindustrial.ca
 www.fargoindustrial.ca

Fargo provides this chart for general reference only. Consult your engineering professional for specific questions and uses.
 Match a cross section of your belt to the timing belt profiles shown below.

☑	Timing Belt Profile	Timing Belt Profile	☑
	3M, 5M, 8M, 14M, 20M 	 L, H	
	S2M, S3M, S4.5M, S5M, S8M, S14M 	 MXL, XL, XH, XXH	
	D3M, D5M, D8M, D14M 	 DL, DH	
	DS3M, DS4.5M, DS5M, DS8M, DS14M 	 DXL, DXH	
	RPP2M, RPP3M, RPP5M, RPP8M, RPP14M 	 T2.5, T5, T10, T20	
	DRPP5M, DRPP8M, DRPP14M 	 AT5, AT10, AT20	

*Fargo provides this chart for your reference only. Specifications are deemed to be accurate but should be considered approximate.

**Service Value Reliability.
 Today and Tomorrow**