





















# Industrial Belts Reference Guide\*

Tel: 905-281-3462  
 Fax: 905-279-6137  
 shop@fargoindustrial.ca  
 www.fargoindustrial.ca

Fargo provides this chart for general reference only. Consult your engineering professional for specific questions and uses.

V-Belt Type	Top Width	V-Belt Type	Top Width	V-Belt Type	Top Width
<b>Conventional Wrapped</b> 	A – 1/2"	<b>Kevlar Corded Banded</b> 	3VK – 3/8"	<b>Kevlar Dry Wrapped</b> 	3LK – 3/8"
	B – 21/32"		5VK – 5/8"		4LK – 1/2"
	C – 7/8"		8VK – 1"		5LK – 21/32"
	D – 1-1/4"		BK – 21/32"		AK – 1/2"
	E – 1-1/2"		CK – 7/8"		BK – 21/32"
<b>Wedge Wrapped</b> 	3V – 9mm	<b>Classic Raw Edge</b> 	AX – 1/2"	<b>Wedge Wrapped Banded</b> 	3V – 9.7mm
	5V – 15mm		BX – 21/32"		5V – 15.8mm
	8V – 25mm		CX – 7/8"		8V – 25.4mm
<b>Fractional Wrapped</b> 	2L – 1/4"	<b>Metric Raw Edge</b> 	XPZ – 9.7mm	<b>Wrapped Banded</b> 	A – 13mm
	3L – 3/8"		XPA – 12.7mm		B – 17mm
	4L – 1/2"		XPB – 17mm		C – 22mm
	5L – 21/32"		XPC – 22mm		D – 32mm
<b>Metric Wrapped</b> 	SPZ – 10mm	<b>Cogged Automotive</b> 	15 – 15/32"	<b>Metric Wrapped Banded</b> 	SPB – 17mm
	SPA – 13mm		17 – 17/32"		SPC – 22mm
	SPB – 17mm		22 – 22/32"		
	SPC – 22mm		28 – 28/32"		
<b>Hexagonal Double</b> 	AA – 1/2"	<b>Wedge Raw Edge</b> 	3VX – 3/8"	<b>Variable Speed Cogged</b> 	Varied widths
	BB – 21/32"		5VX – 5/8"		
	CC – 7/8"		8VX – 1"		
<b>Cogged Banded</b> 	BX – 17mm	<b>Multi Rib (Poly-V)</b> 	PJ – 0.09" pitch	<b>Wedge Cogged Banded</b> 	3VX – 32mm
	CX – 22mm		PK – 0.14" pitch		5VX – 9.7mm

\*Fargo provides this chart for your reference only. Specifications are deemed to be accurate but should be considered approximate.

**Service Value Reliability.  
 Today and Tomorrow**